

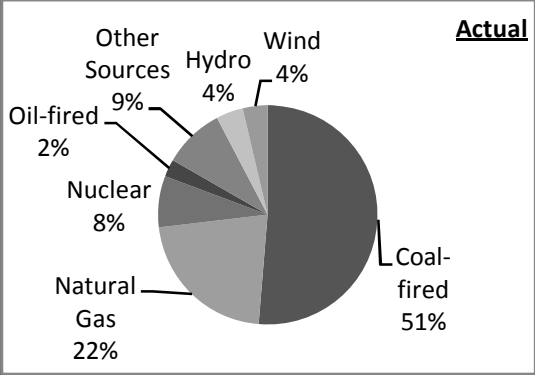
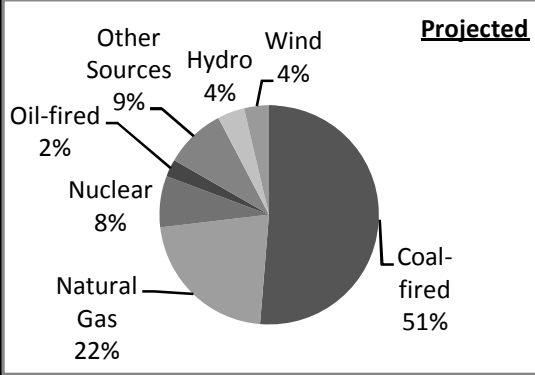
**Environmental Disclosure - Quarterly Comparisons**

**Glacial Energy of Ohio**

**Projected Data for the 2010 Calendar Year**

**Actual Data for the Period 1/1/2010 to 3/31/2010**

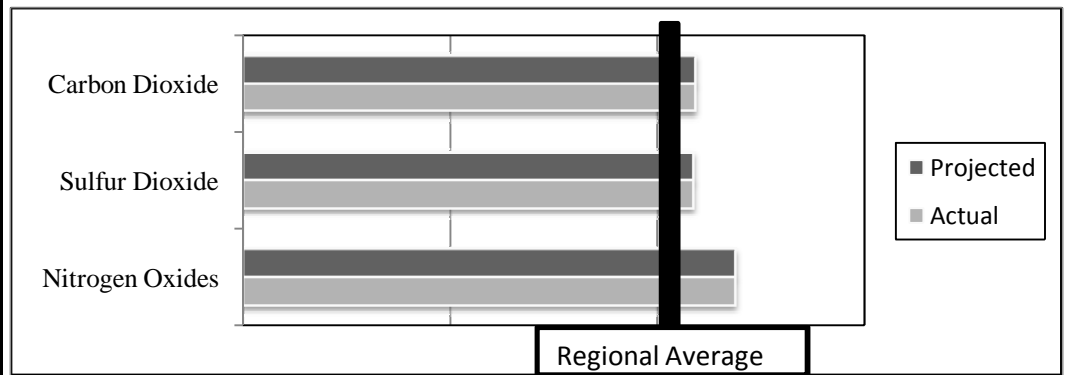
**Generation Resource Mix** - A comparison between the sources of generation projected to be used to generate this product and the actual resources used during this period.



**Environmental Characteristics** - A description of the characteristics associated with each possible generation resource.

Biomass Power	Air emissions and solid waste
Coal-fired Power	Air emissions and solid waste
Hydro Power	Wildlife impacts
Natural Gas	Air emissions and solid waste
Nuclear power	Radioactive waste
Oil-fired Power	Air emissions and solid waste
Other Sources	Unknown impacts
Solar Power	No significant impacts
Unknown Purchased Resources	Unknown impacts
Wind Power	Wildlife impacts

**Air Emissions** - Product-specific projected and actual air emissions for this period compared to the regional average air emissions.



**Radioactive Waste** - Product-specific projected and actual radioactive waste for this period

Type	Quantity:
High-Level Radioactive Waste	0.0022
Low-Level Radioactive Waste	0.0004

Lbs./1,000 kWh  
FT<sup>3</sup>/1,000 kWh

With in-depth analysis, the environmental characteristics of any form of electric generation will reveal benefits as well as costs. For further information, contact Glacial Energy at [glacialenergy.com](http://glacialenergy.com) or by phone at 1-888-GLACIAL